



contact²TM



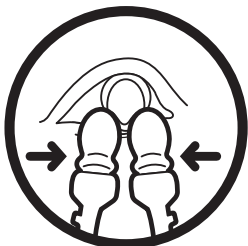
step 1



step 2



step 3



step 4

Lens removal from the eye

The 'Contact2' is held as illustrated in the right or left hand (Step 1) and a finger of the free hand draws down the lower lid to improve access (Step 2). Look straight into a mirror. Position the soft tips on the soft lens just below the visible iris (Step 3) and bring the tips of the device together (Step 4). This action will 'pinch' the lens free from the eye. The lens can then be removed easily using a downward and outwards movement.

A slight alternative involves lowering the head position but maintaining the straight-ahead gaze into a mirror. The pulling down of the lower lid displaces the lens downwards even more and facilitates lens removal. Rotate the device so that a clean and dry set of tips are in use for each eye. The BLUE and WHITE sides indicate this.

If the tips appear damp on an aborted removal attempt, gently pat them dry on a clean dry paper tissue before re-use.

If removing lens after a period of extended wear, nudge the lens in situ with one of the tips of 'Contact 2' prior to attempting removal. Ensure the tips are dry, as above.

The lens should then be cleaned in accordance with instructions given by your eye care professional or discarded in the case of daily disposable lenses.

These methods ensure that the lens is not inverted during removal and prevent any damage to eye or lens by long fingernails, roughened skin or dirty fingers.

Don't panic, take your time, it may take some practice.

Important Hygiene Information

Even though the Contact2 units are shipped factory sealed and sterile, after use the unit must be disposed of, or you may cause an eye infection. Re-use should not take place under any circumstances more than once unless 1) Cleansing of the tips in contact lens disinfectant and thoroughly rinsed clean with saline solution and allowed to air dry OR 2) Cleansing of the tips in warm soapy water and thoroughly rinsed clean and allowed to air dry.

Do not share your Contact2 with anyone.

WARNING - THIS PRODUCT IS DESIGNED FOR USE STRICTLY IN ACCORDANCE WITH THE USER INSTRUCTIONS SET OUT ABOVE AND THE MANUFACTURER DISCLAIMS ALL RESPONSIBILITY FOR ANY DAMAGE OR INJURY BECAUSE OF MISUSE OF THE PRODUCT OR USE NOT IN ACCORDANCE WITH THE INSTRUCTIONS.

www.contact2.com

Contact2 Limited , PO Box 6505, Northampton, NN1 5ZG, United Kingdom

Designed in UK - Made In China

All Rights Reserved